



Health Guidelines

Academic Year 2022-2023

Parent Responsibilities

Prior to coming to school

Watch for symptoms

School must be made aware if your child is displaying COVID-19 or Monkey Pox like symptoms. All unwell children must stay at home and get medical clearance before returning to school

Take your child's temperature before leaving home

The highest temperature a child is allowed to have is 37.5 degrees Celsius

Ensure your child comes to school with the necessary health and safety equipment

Each child must have each item on the provided list (please see school materials)

Follow all school drop off, pick up and school entry policies

We understand that parents are busy, however for the safety of students and staff, we ask for your patience and cooperation





"Stay at home if unwell"

If your child displays any of the following symptoms he/she is to remain at home:

Most common symptoms

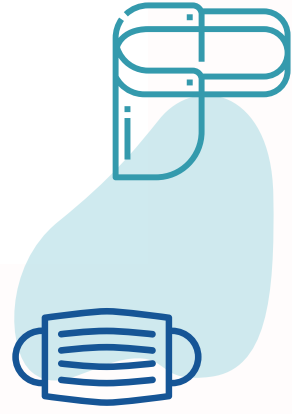
- Fever
- Dry Cough
- Tiredness

Less common symptoms

- Aches and pains
- Nasal congestion
- Headache
- Conjunctivitis
- Sore throat
- Diarrhea
- Loss of taste or smell
- A rash on skin or blisters



Materials Needed for School



Masks & Face Shields

It is suggested each child to have:

- 2 cloth face masks/disposable masks
- 2 face shields (optional)

The second face shield and mask must each be placed in its own clean ziplock bag or reusable case.

Masks and face shields will be switched out four hours after the start of classes . The used mask and shield will be placed in the clean ziploc bag/container. We strongly advise that face masks be washed each day and face shields sanitized. Reusable cases must also be washed and Ziploc bags must either be washed or replaced before returning to school.

Hand Sanitizer with Caribeana Attachment



Each student will be required to carry their own hand sanitizer with caribeana attachment that can be easily attached to their shorts or skirt pocket.



Wearing of Masks



Our students and staff are now only required to wear masks when entering the school and in large gatherings on campus (assemblies, after-school waiting areas and group functions). As a result of these updates, the wearing of a mask in the classroom is now optional.



#StopTheSpread

How to use a mask?

Source: World Health Organization




Before Putting on a Mask:

Clean hands with **alcohol-based hand rub** or **soap and water**.

While Wearing a Mask:

1. **Cover your mouth and nose.** Make sure there are no gaps between your face and the mask.
2. **Avoid touching the mask.** If you do, clean your hands with alcohol-based hand rub or soap and water.
3. Replace the mask with a new one as soon as it is damp. **Do not re-use single-use masks.**



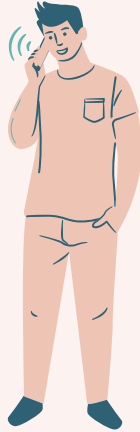
To dispose of the mask or place in bag

1. Remove the mask from behind using the strings. **Do not touch the front of the mask.**
2. Discard the mask **immediately** either in the garbage or bag.
3. **Clean hands** with **alcohol-based hand rub** or **soap and water**.

If a student's or staff's temperature reads higher than 37.5 degrees Celsius while at school

Unwell persons' parents/guardians will be called for immediate pick up

Student/ Staff with a temp will be required to leave the school premises and is advised to call or make an appointment with their doctor.



1

Safety and Control

Students and Staff from the same class will be subject to immediate temperature checks and directed to leave the classroom, wash hands and go to their designated break area. The classroom will then be sanitized in order for the students to return to the room.



4

Stay in Nurse's office.

Student/ Staff will be transitioned to our 'sick bay' where he/she will wait for the arrival of his/her parents/guardians within 30 mins.



2

3

Sanitation measures

Staff who have helped the student transition to sick bay will wash and sanitize their hands.

Cleaning staff will then contact trace the students and staff movements within school that day and clean accordingly.



Watch for symptoms.


Aside from fever, Covid-19 symptoms include cough, difficulty breathing, and fatigue.



5


Materials Needed for School

Personal Belongings



1. School Supplies

The school will supply each student with their own supplies.



2. Eating Utensils

Each student will be asked to carry their own eating utensil if not on the lunch programme (fork/spoon/knife/cup)..

3. Devices

Each student in grades 1-6 will be required to carry a fully charged portable device of their choice (iPads, fire tablets or laptops are possible options) that they may use during research and assessments. Students will not be permitted to share devices. Please only include device protectors that are easy to sanitized.



Asynchronous Education

Reach Academy will be taking an asynchronous online approach to education. The school will only host Face to Face learning sessions. Parents may request online materials if their child is unwell for an extended period of time. Online sessions will no longer be offered on an individual basis. If a class is to be moved online then a synchronous online schedule will be provided.

The learning management system (LMS) will be constantly updated for both parents and students to be informed with learning materials.

The school will continuously prepare our students for the possibility of full time virtual school. All itools will be modeled and incorporated into lessons.




Asynchronous Learning

- Access to the Learning Management System (LMS).
- Learners will be kept up to date with curriculum and assessments via email or Google Classroom
- Specials will not be provided
- All materials will be provided
- All printing will be provided




Sanitization and Cleaning




The Classrooms

Will be sanitized during the day (including all surfaces, switches and knobs).
Will be sanitized in the afternoons including any toys or manipulatives used.



The Outdoor Furniture

Will be sanitized after each use.



The Lavatories

Will be cleaned and sanitized during the day and after school.





TRAFFIC MANAGEMENT PLAN

In order to effectively and efficiently implement the school entry protocols, we have created this traffic plan. The traffic plan details how cars will enter, drop off and exit the school premises.

We ask that parents comply and adhere to the attached traffic plan as we aim to make our school environment as safe as possible for everyone.

We ask for parents to be patient as we want to maintain personal distancing and have the time to implement the necessary safety checks on each student.

5 minute parking is available to persons with office matters. Parents are required to follow health check protocols.

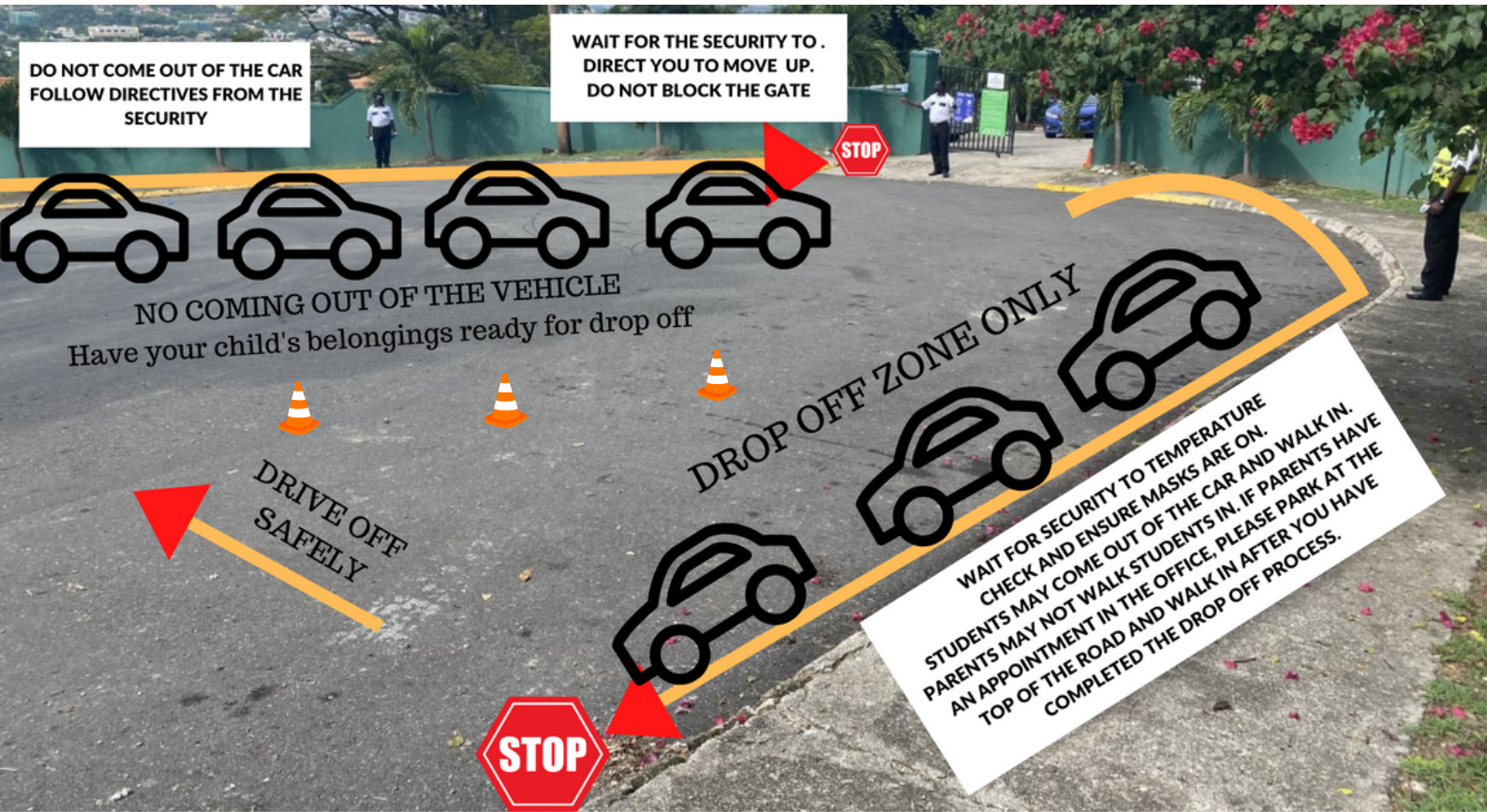
The Security will be responsible for implementing our traffic management plan.

The Nurse will be present to monitor the temperature check of each child before entering the school building.

A rotation of school personnel will be responsible for greeting each child from the health check point and directing them to the designated classrooms.

In the event of rain, all protocols stand the same and students are required to have an umbrella. All staff will also have an umbrella to help in the situation.

MORNING TRAFFIC MANAGEMENT PLAN



Drop Off

Parents/Caregivers will drive up to the building. All students will be met by a member of the school faculty.

Students must be wearing their face mask before they disembark the car. School personnel will ensure temperatures are checked before exiting the car.

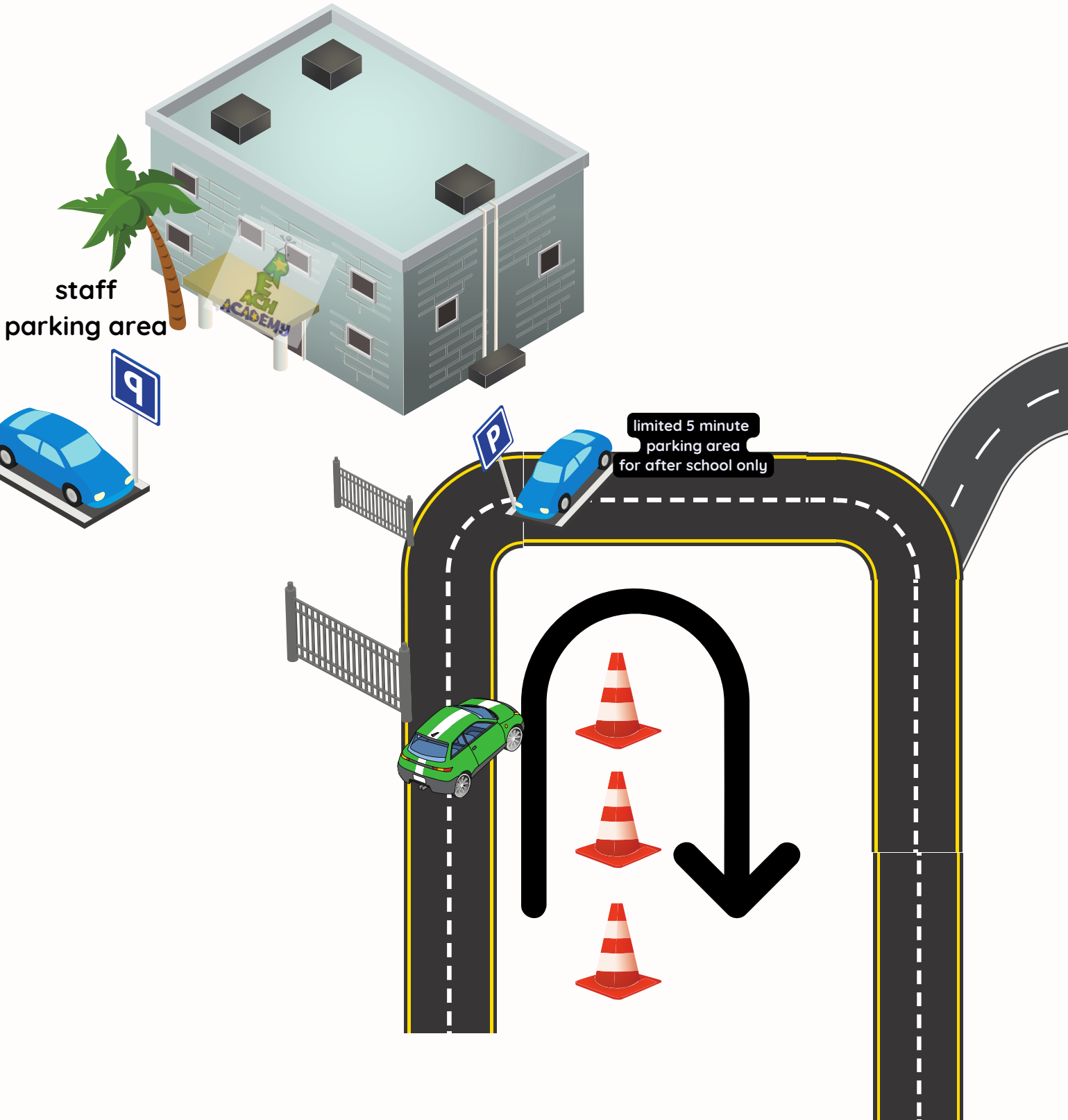
Before entering the school building, each child will be subject to a temperature check. Any child whose temperature is higher than 37.5 degrees Celsius, will be returned to their car and a required doctor's note will be required to return to school. We request every child be temperature checked and wellness checked before leaving home,

Children's hands will be sanitized before being allowed to enter the school building. Kindergarten students will wash their hands when they enter the classroom.

Parents/Caregivers/Visitors will not be allowed into the school building once students are on property unless they have a scheduled meeting with a teacher/Principal, attending a scheduled class activity or assembly. The office is always available to support any transactions that need to be done directly with the Administrator or Bursar.



AFTER SCHOOL TRAFFIC MANAGEMENT PLAN



Pick Up

Children must be picked up by 4:00 p.m. the latest. We recommend all Kindergarteners be picked up right after school/activities.

Parents/Caregivers will drive up to the school gate and will be met by a staff member who will present their child to them.

Parents/Caregivers will not be allowed into the school building once students are on property and school is in session unless a scheduled meeting is made or going directly to the front office.

